


**CPXL PL 40-12**

**Cell terminal:**

**Connector\*:**


\*: High current cable terminal available

**Specifications**

|                      |                     |
|----------------------|---------------------|
| Voltage:             | 12 Volt             |
| Rated capacity:      | 40Ah                |
| Dimensions:          |                     |
| Length               | 204mm               |
| Width                | 126mm               |
| Height               | 180mm               |
| Approximate weight:  | 5.8 kg              |
| Discharge rate:      | 120A                |
| Peak discharge rate: | 300A (10 sec.)      |
| Cell terminal:       | 4x M4 Female insert |

**Features:**

- Lightweight
- Designed for cyclic use
- Designed for high drain/high current applications
- Cell terminals protected with cap
- Lithium iron phosphate chemistry
- Can be used in any orientation
- Maintenance free

**Application**

|                          |                                                                                        |
|--------------------------|----------------------------------------------------------------------------------------|
| Working voltage:         | 10.0V ~ 14.6V                                                                          |
| Charging temperature:    | 0 °C ~ 45 °C                                                                           |
| Discharging temperature: | -20 °C ~ 60 °C                                                                         |
| Storage temperature:     | -20 °C ~ 45 °C                                                                         |
| CC/CV Charging:          | 20A to 14.6V                                                                           |
| Balancing current:       | 0.5A                                                                                   |
| Remark                   | Use Cellpower battery guard for under- and overcharge protection. Available separately |

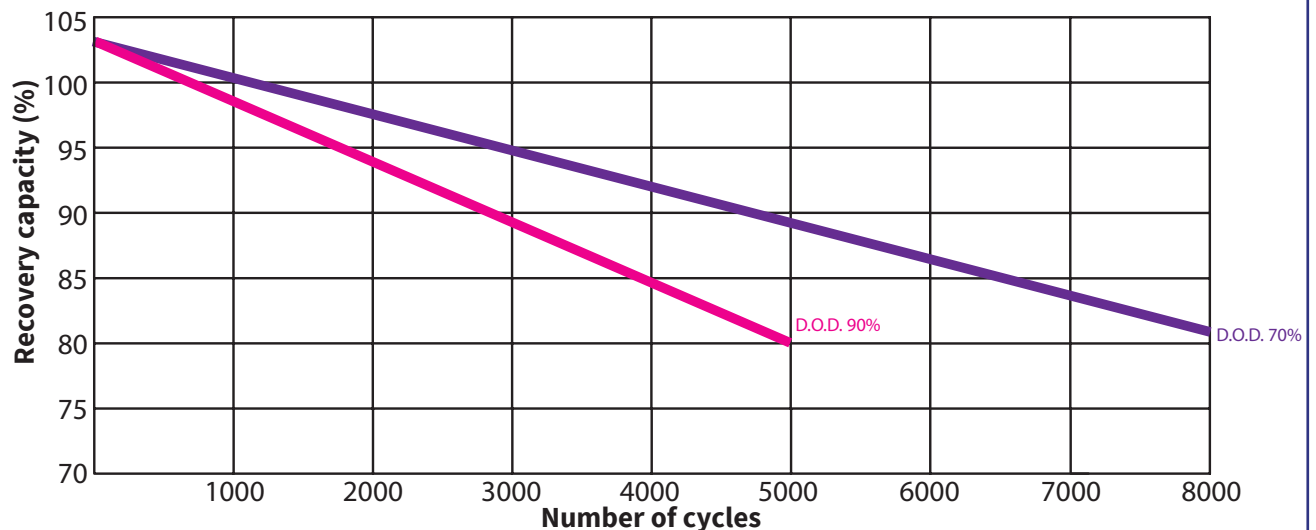
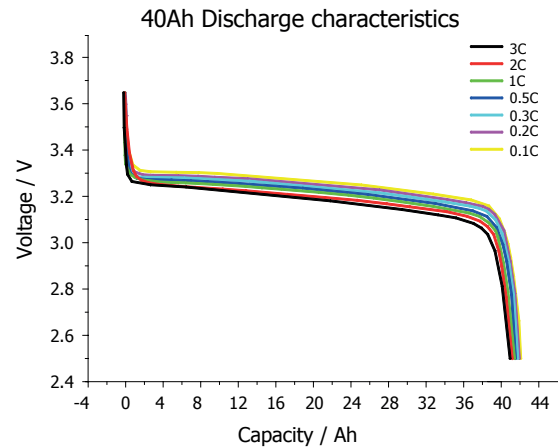
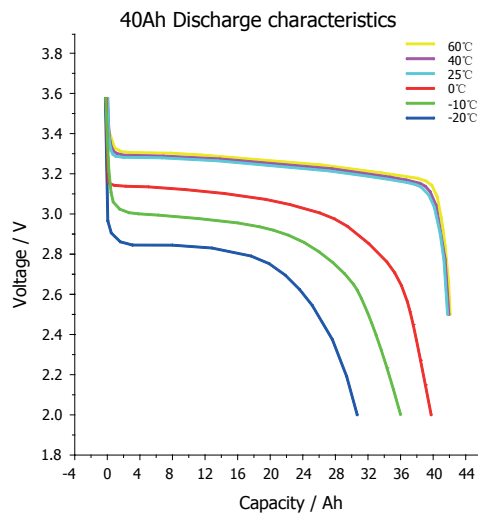
**Typical applications:**

- High power electric vehicles
- Solar and wind energy storage
- Wheelchairs and scooters
- Golf trolleys and buggies
- Lifts, elevators and hoists
- Electric bikes and steps
- Tools

**Available Models**

| Model          | Voltage | Capacity Ah (20hrs) | Dimensions (mm) |     |     | Weight (kg) |
|----------------|---------|---------------------|-----------------|-----|-----|-------------|
|                |         |                     | L               | W   | H   |             |
| CPXL PL 20-12  | 12      | 20                  | 168             | 72  | 152 | 2.8         |
| CPXL PL 40-12  | 12      | 40                  | 204             | 126 | 180 | 5.8         |
| CPXL PL 60-12  | 12      | 60                  | 280             | 126 | 180 | 10.2        |
| CPXL PL 100-12 | 12      | 100                 | 260             | 125 | 234 | 11.5        |

## Discharge characteristics



## Recommended

Having the right battery is often just the beginning. Optimal use of a battery requires having a good battery charger, so that the user can be sure that their battery is always optimally charged and has maximum lifespan.

Cellpower offers various intelligent battery chargers, as well as battery testers, battery monitors and battery guards. All designed to easily monitor the battery quality and make sure the battery remains in the best condition possible.



Recommended for CPXL PL 40-12: Cellpower Battery guard

## Cellpower family

Cellpower supplies a broad range of reliable AGM, GEL and Lithium batteries. Each product series has its own unique characteristics, so that there is a suitable battery for every application with its associated specific usage profile. Combined with the right Cellpower battery accessories, you're able to assemble a high-quality and reliable battery system.

